



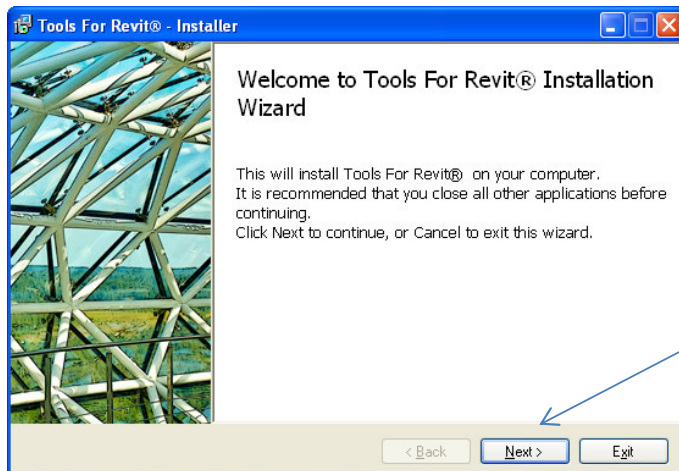
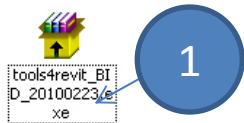
# Installation Instruction

## Tools4Revit

# Installation Instruction

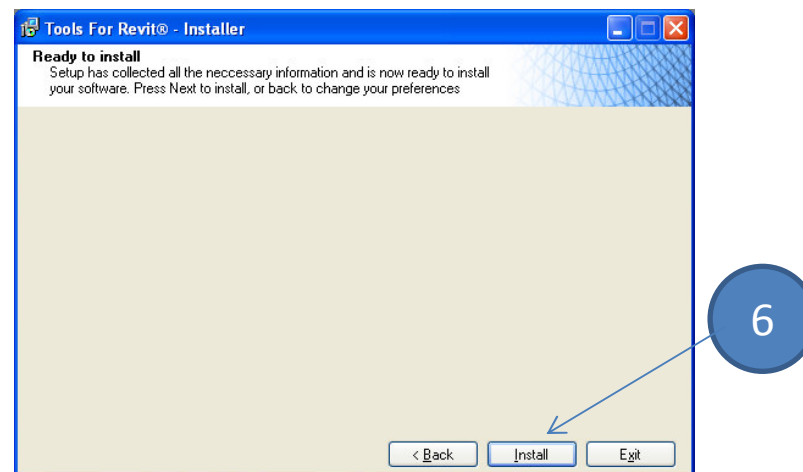
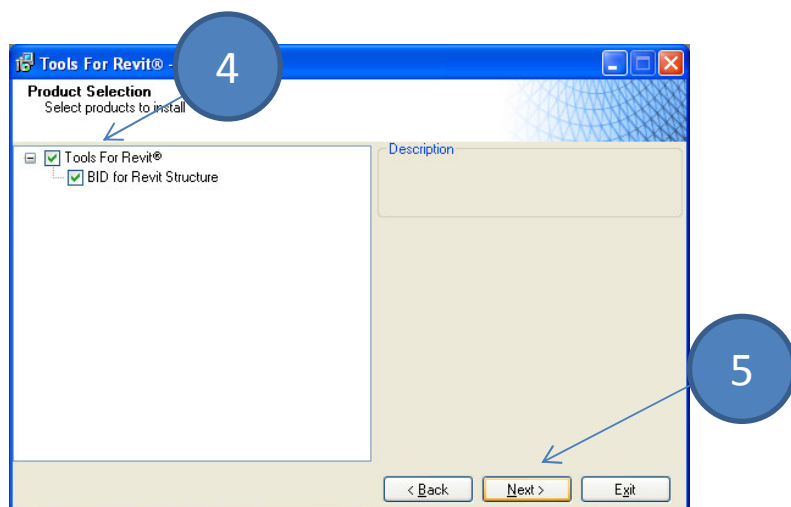
You must be logged on as a local administrator.

1. Double-click on a downloaded installation file.
2. In a welcome screen click “Next”.
3. Please read the license agreement and if you agree then select “I Agree” and click “Next”.



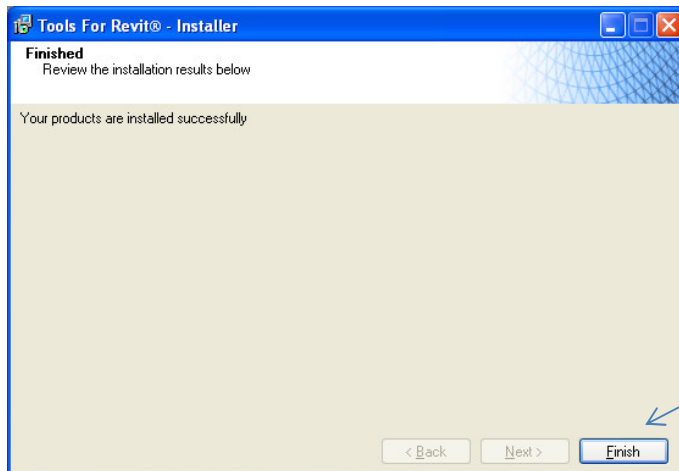
# Installation instruction

4. Select tools4revit you want to install.
5. Click "Next".
6. Click "Install".



# Installation instruction

7. Click “Finish”



**Good Luck!**

**If you have any questions, contact AGA CAD:  
[support@tools4revit.com](mailto:support@tools4revit.com)**



AGA CAD Ltd.  
Zalgirio 112A, LT-09300 Vilnius,  
Lithuania  
Tel. +370 5 2398111  
Fax +370 5 2398113  
[info@tools4revit.com](mailto:info@tools4revit.com)  
[www.tools4revit.com](http://www.tools4revit.com)